











# WORLDWIDE PRESCRIPTION DRUG SALES (2018-2024)

## TOP 10 COMPANIES & TOTAL MARKET

	WW Prescription Sales (\$bn)			WW Market Share Rank			Chg. (+/-)
	2018	2024	CAGR	2018	2024	Chg. (+/-)	
 Pfizer	45.3	51.2	+2.1%	5.5%	4.3%	-1.1pp	+0
 NOVARTIS	43.5	49.8	+2.3%	5.3%	4.2%	-1.0pp	+1
 Roche	44.6	46.7	+0.8%	5.4%	4.0%	-1.4pp	-1
 Johnson & Johnson	38.8	45.8	+2.8%	4.7%	3.9%	-0.8pp	+0
 MERCK	37.4	42.5	+2.2%	4.5%	3.6%	-0.9pp	+0
 SANOFI	35.1	40.7	+2.5%	4.2%	3.4%	-0.8pp	+0
 gsk GlaxoSmithKline	30.6	38.7	+4.0%	3.7%	3.3%	-0.4pp	+1
 abbvie	32.1	35.0	+1.4%	3.9%	3.0%	-0.9pp	-1
 Takeda	17.4	32.3	+10.8%	2.1%	2.7%	+0.6pp	+7
 AstraZeneca	20.7	32.2	+7.7%	2.5%	2.7%	+0.2pp	+2
<b>Total Top 10</b>	<b>345.4</b>	<b>414.8</b>	<b>+3.1%</b>	<b>41.7%</b>	<b>35.1%</b>	<b>-6.6pp</b>	
<b>Other</b>	<b>482.3</b>	<b>766.0</b>	<b>+8.0%</b>	<b>58.3%</b>	<b>64.9%</b>		
<b>Total</b>	<b>827.8</b>	<b>1,180.8</b>	<b>+6.1%</b>	<b>100.0%</b>	<b>100.0%</b>		

Note: Takeda acquired Shire on January 8th 2019 for \$64.1bn, thus inheriting all of Shire's forecast revenue. This accounts for the significant increase in Worldwide Prescription Drug Sales between 2018 and 2024. At the time of writing, Takeda 2018 prescription sales are based on a consensus of leading equity analysts' estimates.

Adapted from EvaluatePharma's World Preview 2019, Outlook to 2024 (12th edition, June 2019).